

ENERGYLIVE PLATFORM

A QUICK OVERVIEW

[SUBSCRIPTION PLANS](#)

[FOLLOW UP ON CURRENT PRICES](#)

[HISTORICAL DATA AND MORE](#)

[REQUEST A DEMO](#)

[HOW TO SUBSCRIBE](#)

WELCOME!

Welcome to EnergyLive platform!

EnergyLive is a web-platform that provides a simple overview of European power markets, through subscription.

Move on to find out more!

SUBSCRIPTION PLANS

Basic plan

- Real time update of the latest DAM prices
- Current Month-to-Date averages
- Current Year-to-Date averages
- Latest EUA & Dutch TTF from ICE
- Historical data
- Physical Transmission Rights
- Market Spreads
- Email & SMS Alerts
- RESTful API service
- Multiple users

Full plan

- Real time update of the latest DAM prices
- Current Month-to-Date averages
- Current Year-to-Date averages
- Latest EUA & Dutch TTF from ICE
- Historical data*
- Physical Transmission Rights
- Market Spreads
- Email & SMS Alerts
- RESTful API service
- Up to ten users

* Special conditions apply for access to historical data of the Italian power market.

BASIC PLAN

FOLLOW UP ON CURRENT PRICES

Single-page with:

- Real-time update of the DAM power market results
- Current month-to-date and year-to-date averages
- Latest EUA and Dutch TTF closing prices from [ICE](#)

Market coverage:

- Austria
- Belgium
- Bulgaria
- Croatia
- Czech Republic
- Denmark
- France
- Finland
- Germany - Luxembourg
- Great Britain
- Greece
- Hungary
- Ireland
- Italy (with split regions)
- Netherlands
- Norway
- Poland
- Portugal
- Romania
- Serbia
- Slovakia
- Slovenia
- Spain
- Sweden
- Switzerland



Month-to-date: the average price throughout the current month, up until the last available date.

Day-Ahead Market Prices (€/MWh)

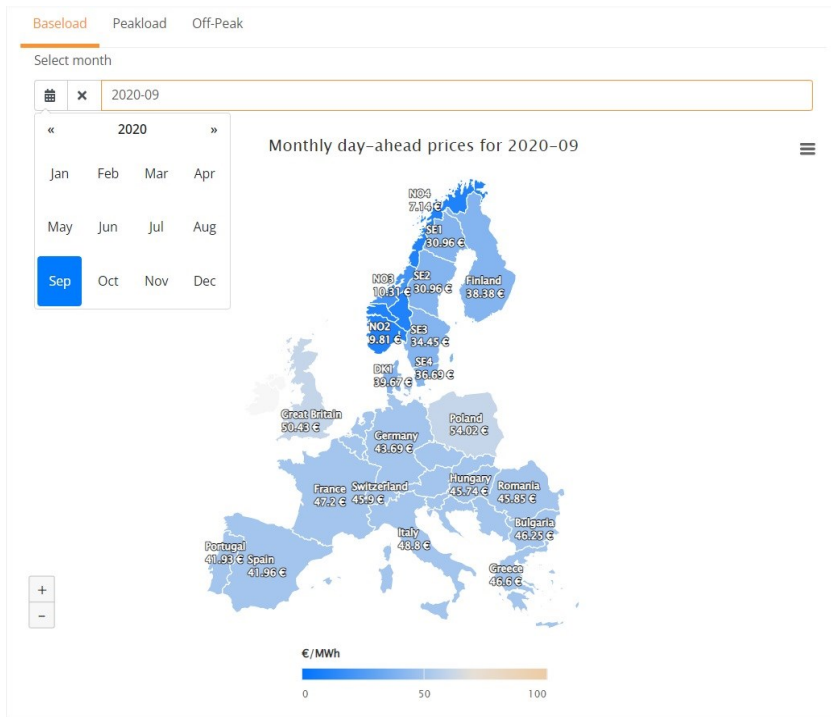
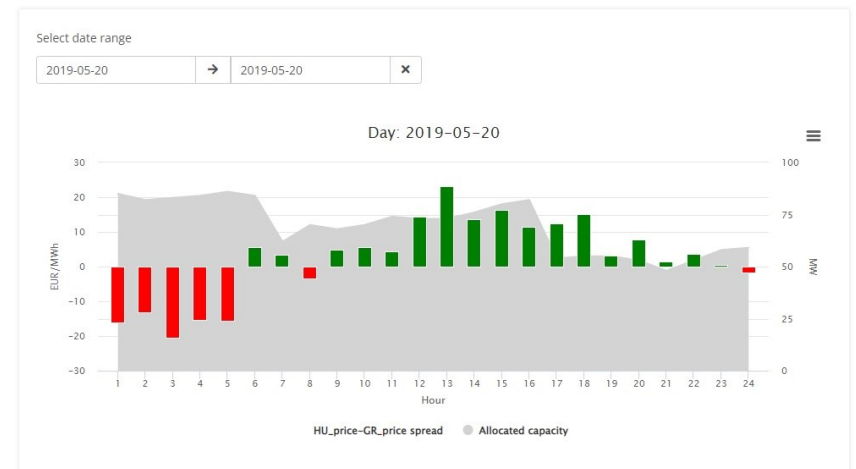
Country	↑↓	2022-09-15	↑↓	Month-to-date	↑↓	Year-to-date	↑↓
Austria (AT)		397.70	↓12.7%	437.20		273.18	
Belgium (BE)		395.96	↓10.2%	400.87		256.73	
Bulgaria (BG)		368.54	↓17.0%	415.39		258.69	
Croatia (HR)		397.70	↓13.0%	441.91		286.66	
Czech Republic (CZ)		380.37	↓16.8%	419.34		258.12	
Denmark BZ1 (DK1)	➤	355.79	↓16.6%	392.35		230.13	
Finland (FI)		118.75	↑36.0%	237.96		140.85	

FULL PLAN

HISTORICAL DATA AND FURTHER FUNCTIONALITIES

Full plan subscribers have access to basic plan content, plus they can:

- navigate to [historical data](#) in either country – specific pages or maps
- create [custom groups](#) of markets to compare prices or calculate [market spreads](#).

! Data are organized by hour/day/month/year

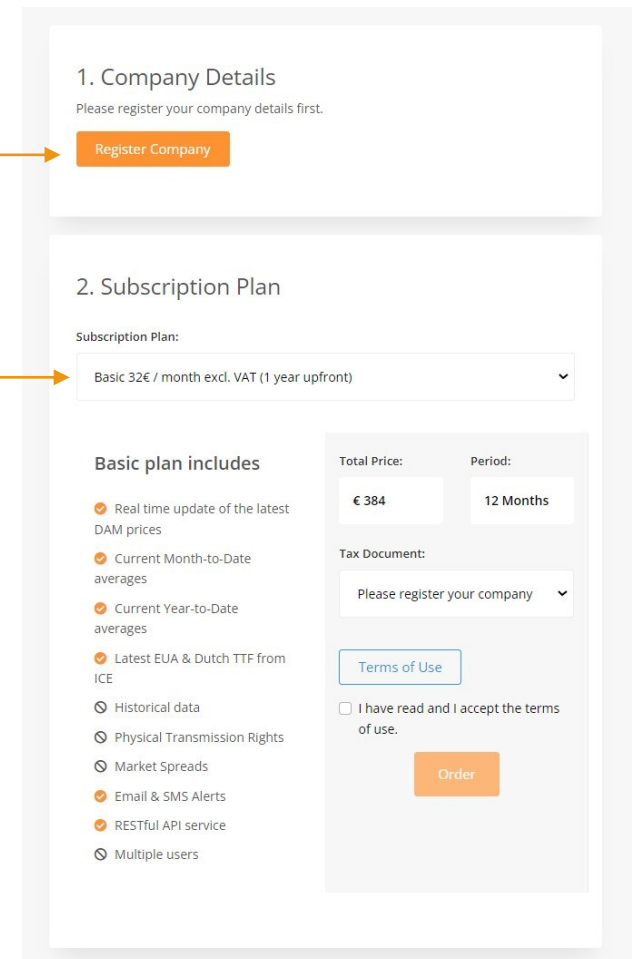
REQUEST A DEMO

You may fill out a request in <https://www.energylive.cloud/site/contact>, with message "Trial Request".

We will come back to you asap!

HOW TO SUBSCRIBE

1. If you haven't had a demo account, please sign up in <https://www.energylive.cloud/site/signup>.
2. Insert the information of your company
3. Select your desired subscription plan



1. Company Details
Please register your company details first.

[Register Company](#)

2. Subscription Plan

Subscription Plan:

Basic 32€ / month excl. VAT (1 year upfront)

Basic plan includes

- Real time update of the latest DAM prices
- Current Month-to-Date averages
- Current Year-to-Date averages
- Latest EUA & Dutch TTF from ICE
- Historical data
- Physical Transmission Rights
- Market Spreads
- Email & SMS Alerts
- RESTful API service
- Multiple users

Total Price: € 384 Period: 12 Months

Tax Document: Please register your company

[Terms of Use](#)

I have read and I accept the terms of use.

[Order](#)

THANK YOU!

ENERGYLIVE

2, Figaleias Str., Galatsi, 11147

Athens, Greece

Tel. (+30) 2130 442226

info@energylive.cloud

www.energylive.cloud